



TEEJET® - PRECISION SPRAYER CONTROLS



TeeJet® Technologies (Mid-Tech) is a world leader in the design and manufacture of a full range of precision spraying products. You can count on TeeJet® brand application controls to manage your chemical application accurately and reliably.

Direct Chemical Injection is a specialty. Precisely injecting concentrated chemicals into the carrier stream has many advantages, including safety, flexibility of application rates, and quick-changeover from one chemical to another.

TeeJet® Technologies is a leading supplier of manual and automated guidance systems for agricultural and roadside applications

RMS ROADWAY MANAGEMENT SYSTEM



New Generation of Roadway Management System Runs On Legacy® 6000 and Offers Expanded Capabilities

The Legacy 6000 RMS allows spraying applications to be pre-planned and mapped using GPS positions. Using a companion office software utility, RMS Office, profiles are created for personnel and/or vehicles and include information on vehicle spray configuration, chemicals and the sometimes complex chemical mixtures used in roadside spray operations. Prior to spraying, additional information on chemical-to-tank assignments, weather data and base map coverage of the session are added to the system. Roadways, railroads, power lines, weed types, infestations and other relevant roadside conditions can also be mapped. User experience increased efficiency in the field since comprehensive planning is done in the office.

Operators are alert to pre-marked areas to ensure proper spraying and on-screen display of spraying activity helps eliminate skipped areas. Application records are GPS - referenced and include complete data so agencies have detailed information on exactly what was sprayed where and when and under what conditions.

The Legacy 6000 RMS can control up to four products – typically one carrier and up to three injection pumps – and is the most comprehensive package available for right-of-way spraying applications.



TEEJET® - 844 SPRAYER CONTROL

The TeeJet® 844: A Simpler Approach

The TeeJet® 844 Sprayer Control is designed with simplicity in mind. Simply set your target application rate and the unique VisiFlo® display on the 844 helps you select the right color TeeJet® tip to use for your application. Once spraying begins, the large display shows application rate, volume, system pressure, sprayer speed and the area covered.

The TeeJet® 844 Sprayer Control has the high-quality features applicators expect including aluminum console housing with sealed computer switch panels, fully automated and manual rate control and separate boom controls along with master shutoff.



PRESSURE REGULATING VALVE

244C-3/4 Remote Control Electric Regulating Valve

The 244C-3/4 butterfly valve provides remote pressure control. Features two-wire lead for use in 12VDC system, reduced pressure loss (5 PSI for 45 GPM flow) and maximum operating pressure of 100 PSI. 3/4" NPT (F) connections. Low current draw (0.15 amp). Also available with electrical connectors for simple installation with Spraying Systems Co. sprayer controls.

How to order:
Example: AA244C-3/4



PRESSURE REGULATING VALVE

Model 344B and 346B Pressure Regulating Valves

Models 344B and 346B regulating valves are designed to produce linear flow regulation and shut-off control in agricultural applications. Both models are available in several styles and motor speeds to accommodate the different types of applications. Both models feature two-wire leads that provide easy installation with 12 VDC systems and low power consumption of less than 1 amp.



feature two-wire leads that provide easy installation with 12 VDC systems and low power consumption of less than 1 amp.

Inlet/Outlet Connections

344B = 3/4", 1", QC (Quick Connect), F (50 Series Flange)

346B = 1-1/4", 1-1/2", F (50 Series Flange)

MICRO - TRAK SPRAYMATE™ II SPRAYER CONTROL

SprayMate™ II ...Simple Precision

SprayMate II is a 3-section automatic rate controller with built-in boom switches on the console. Its all-in-one design makes it a convenient, simple user friendly package at a very economical price.





TEEJET® - 744A SPRAYER CONTROL

TeeJet® 744A sprayer control offers quality, flexibility and features that separate it from the competition. Heavy-duty electrical components are matched to a printed circuit board in a design that provides reliability and simple in-field service.

For maximum flexibility, the 744A can be ordered as part of a sprayer control kit. Options include control of 1, 3 or 5 boom sections. The 744A is capable of controlling either solenoid or ball-type boom control valves.

Whatever your needs, this sprayer control can be easily configured to meet your application requirements.

Features

- All switches are heavy-duty and are sealed for protection from dust and moisture.
- LEDs indicate power “on” status for each boom section.
- Industry standard 2 1/2" liquid filled gauge is lighted for easy nighttime viewing.
- Available in a wide variety of sprayer control kits to control from 1 to 5 solenoid or ball valves.

All kits include a control console, a pressure regulator valve, cables and required hardware. Refer to the table for included. DirectoValve® boom section shutoff valves.



Control Kit No.	Kit Includes		
	Gauge	Qty	Item
AAK744A-100L-30S	100 PSI/7 bar dual scale Liquid	1	744A Control - 3 Boom Sections 244-3/4 Regulating Valve
AAK744A-100L-33S	100 PSI/7 bar dual scale Liquid	1 1 3	744A Control - 3 Boom Sections 244-3/4 Regulating Valve 144A DirectoValve

K33MW - METERED BYPASS CONTROL

K33MW - Metered Bypass Control

Same great features as Spraying Systems Model 744 Control above with the addition of 3-way solenoid valves, metering valves and a bypass manifold assembly. With this system the pressure remains constant as boom sections are shut off, eliminating the need to manually adjust the pressure each time.

This system is ideal for sprayers equipped with remote actuated booms or positive displacement pumps.

Control Kit No.	Kit Includes		
	Gauge	Qty	Item
K33MW	100 PSI	1	744A Control - 3 Boom Sections
	Liquid	1	244-3/4 Regulating Valve
	Filled	3	144A-1-3 Directo Valve (3 way)
		3	23520 Throttling Valve
		1	Custom Bypass Plumbing



DIRECTOVALVE - ELECTRICALLY OPERATED VALVES



144A DirectoValve Control Valves

- Direct acting; large internal flow chamber without pilot hole reduces chance of clogging.
- Stainless steel wetted parts provide additional corrosion resistance.
- Operates on 12 volt DC system.
- Encapsulated solenoid coil can be changed without removing valve from system.
- EPDM diaphragms and seat washers. Viton optional.
- Continuous flow through bypass connection, with flow to spray line controlled by valve "on-off" action.




144A Valve for Pressures up to 100 PSI

- 10 GPM flow with only 5 PSI pressure drop.
- 2.5 amp current draw.
- Polypropylene body for chemical resistance.
- Fabric reinforced diaphragms.
- Also available as 2-unit or 3-unit assembly. To order, specify AA144A then "-2" or "-3" to indicate number of units.

Model No.	Inlet Size	Outlet Size	Flow Rate at 5 PSI Pressure Drop	Maximum Pressure	Current Draw
144A	3/4"	1/2"	10 GPM	100 PSI	2 amp

AA144P - HIGH PRESSURE SOLENOID-OPERATED DIRECTOVALVE®

The AA144P High Pressure Solenoid-Operated DirectoValve® was specifically designed to provide a remote on-off boom control for agricultural and turf sprayers. It is powered by the rig's 12 volt DC electrical system and is direct acting with large internal flow chambers, thereby making it suitable for wettable powder applications. The unit is compatible with Spraying Systems Co. sprayer controls.



AA144P-1 DirectoValve
Boom Control Valve

Features


- Operating pressure range of 0 to 100 PSI.
- Two 3/4" NPT inlet connections to provide continuous bypass flow.
- 1/2" NPT outlet to spray line.
- Large flow capacities...only 5 PSI pressure drop with 10 GPM flow.
- Mounting slot for 6mm hex bolt. (Bolt not included.)
- Nylon encapsulated 12 VDC coil with recessed 1/4" quick connect terminals...power requirement 2.5 amp.
- Excellent corrosion resistance.
- Polypropylene valve body.
- Internal metal parts are stainless steel.
- Chemical resistant Viton seat washer and diaphragms.
- Solenoid requires no adjustment.

Can also be supplied as two-unit assembly (AA144P-2) and as a three-unit assembly (AA144P-3).



DIRECTOVALVE® - METERED BYPASS CONTROL

Automatically Maintains System Pressure
 The three-way solenoid-operated DirectoValve® control valve bypasses boom flow to maintain constant spraying pressure when one or more boom sections are shut off. To maintain pressure with a 23520 Throttling Valve, Outlet 2 must be throttled to match the total capacity of the nozzles on that boom section. With 3/4" flow through connections and 1/2" outlets, the 144-1-3 provides large flow capacities with minimal pressure drop (5 PSI at 8 GPM). The 12VDC coil can be changed easily without removing valve from line. Good corrosion resistance and only 2.5 amp power requirement. Maximum operating pressure 65 PSI.



As with the 144A DirectoValve, the 144-1-3 can be supplied as a 2-unit and 3-unit assembly. When ordering, specify 144-2-3 or 144-3-3.

Note: 23520 Throttling Valve not included.

Model Number	Number of Units in Assembly	Spray Line Connection NPT	Continuous Flow Inlet Bypass Connection NPT
144-1-3	1	1/2"	3/4"
144-2-3	2	1/2"	3/4"
144-3-3	3	1/2"	3/4"

TEEJET® - THROTTLING VALVES

For regulating flow in systems equipped with centrifugal pumps where sensitive regulation is required or to control flow in jet agitator return lines. Locknut holds pressure setting firmly in place.



Type 23520

- Polypropylene construction for excellent chemical resistance.
- Pressures to 150 PSI.
- 1/2" or 3/4" NPT connections.
- 10 PSI pressure drop at 6 GPM flow rate for 1/2", 18 GPM for 3/4" size.

SERIES 1999A VALVES

The highly versatile Series 1999A 12-volt DC Electric Boom Shutoff Valve has a 1" NPT female inlet, 1" male bypass outlet, and 3/4" NPT female boom line outlet for high volume applications at minimum pressure loss (pressure drop is only 5 PSI at 15 GPM). Current draw is only 1 amp per valve. Made with chemical resistant glass-filled nylon body with Viton or Aflas diaphragm and seals. Maximum operating pressure 100 PSI. For multiple valve units, simply screw one valve to another.



1999A-1 Solenoid Shutoff Valve, Single

SERIES 2200 SOLENOID VALVES



Series 2200 12-volt DC solenoid valves have 1/4" NPT female inlet and outlet. The valve housing is made of glass filled nylon and the wetted metal parts of 304 and 430 stainless steel. Viton seals and "O" rings are standard. Also available in Aflas. Coils are totally epoxy encapsulated with 1/4 male spade electrical connections. These direct operating valves can be used for foam and dye markers, small sprayers, boom end nozzles, chemical injection systems, individual nozzle shut-offs, etc. An excellent choice when large flow and high pressure are required.

.148 diameter orifice • .45 CV rating • 1 GPM (3.75 LPM) • 125 PSI (850 kPa)
 12-volt DC • 1 amp


DIRECTOVALVE® - MANUAL CONTROL VALVE

Model 6B

- Molded of corrosion resistant materials, all wetted parts are polypropylene, stainless steel and polyethylene.
- Maximum pressure of 150 PSI.
- Large capacity, 12.5 GPM at 5 PSI pressure drop.
- Molded-in mounting flange and 1/4" NPT gauge port.
- Valves can be ganged together using hex nipple for multiple-boom control.
- Easily repaired without removing valve from spray line.

How to order:

Example: AA6B-1




TEEVALVE - CONTROL VALVE

For selective control of three section boom sprayers at pressures up to 300 PSI.

- Use to open any of three boom section lines in any desired combination.
- Raise lever to open - lower lever to close the valve without changing the indexed position.
- Aluminum construction with stainless steel and plastic internal parts for maximum corrosion resistance.

How to order:

Example: AA17L 3/4" Ports



2-WAY ELECTRIC CONTROL BALL VALVES

344B shut-off ball valves are available with E or EC series motors with cable or DIN electrical connections.

344B

DirectoValve® Shutoff Valve

- 25 RPM, 0.6 second shut-off fully open to close.
- Flexible inlet/outlets provide quick simple plumbing for a single valve.
- Stainless steel stem with optional polypropylene or stainless steel ball.
- Maximum pressure rating is 300 PSI.



- The flow rate for the 344B 2-way valves is 32 GPM flow rate with 5 PSI pressure drop.
- Wetted parts are nylon, Teflon®, polypropylene and Viton®.

Refer to page 128 for additional information.

RATCHET VALVE

Ratchet handle with return spring permits remote operation of spray booms with the use of a small rope. One pull opens the valve, one pull closes the valve. Cast iron valve has stainless steel stem and ball with teflon seats.

- #1604CSW 1/2" NPT Valve
- #1606CSW 3/4" NPT Valve
- #1608CSW 1" NPT Valve





FOAM MARKING SYSTEM

The model 45000 foam marker is a simple, easy to install solution for swath-marking needs. The system is designed to be very easy to install, operate and maintain. The foam marker operates independent from the PTO of other sprayer components. It only requires a 12 volt power supply. The unit consists of a solution tank, compressor, control box and all brackets and tubing necessary for installation on any type of sprayer.

Features of the 45000 Include:

- Proven history of reliable operation.
- Simple installation with all connections and access.
- Adjustable foam output to match spraying situation.
- Long life compressor.
- Fixed or swinging foam nozzle mounting.
- Foam is generated at the nozzle.



MINITRAC™ FOAM MARKING SYSTEM



An affordable, compact foam marker for golf courses, turf professionals, and ATV's.

- 2 Gallon Tank with integrated power unit
- Golf Ball Sized
- Foam Drops
- Outfits Booms up to 30'
- Use with Application Speeds up to 7 mph

Boom-end miniature Foamhead providing golf ball sized foam drops.

In-cab control switch for on/off and left/right foam switching, flow control valve, 8' battery cable 12' quick disconnect power cable, 40' airline, 40' liquid line, miniature foamhead assemblies, and brackets.

Model TF-2020

Compact Design

Quality Components

Low Maintenance

Simple & Convenient