




# HYPRO DIAPHRAGM PUMPS

## LOW PRESSURE DIAPHRAGM PUMPS

Model Number	Max. GPM	Max. PSI	Max. RPM	Description
9910-D252	6.0	290	650	<b>2 - diaphragm pump</b> - 3/4" HB inlet, 1/2" NPT outlet. D252 - 3/4" solid keyed shaft.
9910-D252GRGI	6.0	290	3600	<b>2 - diaphragm (semi-hydraulic) pump</b> - 3/4" HB inlet; 5/8" HB outlet. D252 - 3/4" hollow shaft, gear reduced for 3 hp gas engine.
9910-D252GRGI58	6.0	290	3600	<b>2 - diaphragm (semi-hydraulic) pump</b> - 3/4" HB inlet; 5/8" HB outlet. D252 - 5/8" hollow shaft, gear reduced for 2.5 hp gas engine.
9910-D70	19	290	550	<b>2 - diaphragm pump</b> - 1 1/4" HB inlet, 3/4" HB outlet, Select shaft kit for desired drive.
9910-D70GR	19	290	3600	<b>9910-D70GR</b> - 3/4" hollow shaft with gear reduction for 5 hp gasoline engine.
9910-D115	30.1	290	550	<b>3 - diaphragm pump</b> - 1 1/2" HB inlet, 1" HB outlet. Select shaft kit for desired drive.
9910-D115GR34	30.1	290	3600	<b>9910-D115GR34</b> - 3/4" hollow shaft with gear reduction for 5 hp gasoline engine.



D30

**Features:**

- Oil bath design and premium quality synthetic diaphragms provide longer life and greater reliability.
- Self-priming operation.
- Easily adaptable to PTO or gas engine drives.
- Wide spectrum of flows and pressures.
- Corrosive, abrasive and general use chemical compatibility.
- Visual oil-level sight glass.
- Can be run dry.

## MEDIUM PRESSURE DIAPHRAGM PUMPS

Model Number	Max. GPM	Max. PSI	Max. RPM	Description
9910-D30 (9910-D30AP-A)	9.5	580	550	<b>2-diaphragm pump</b> - 1" HB inlet, 1/2" HB outlet (D30AP-A - 3/4" solid extended shaft). Select shaft kit with base or gear reduction.
9910-D30GRGI	9.5	580	3600	<b>2 - diaphragm pump</b> - with GS40GI control unit and gear reduction - fits 5 hp gas engines.
9910-D303	7.9	580	550	<b>3 - diaphragm pump</b> - 1" HB inlet, 1/2" HB outlet.
9910-D303GRGI	7.9	580	3600	<b>3 - diaphragm pump</b> -with GR40 control unit and gear reduction that fits 5-6 hp. gas engines.
9910-D403	10.6	580	550	<b>3 - diaphragm pump</b> - 1" HB inlet, 1/2" HB outlet.
9910-D403GRGI	10.6	580	3600	<b>3 - diaphragm pump</b> - with GR40 control unit and gear reduction that fits 5-6 hp. gas engines.
9910-D50 (9910-D50AP-A)	14.0	580	550	<b>2 - diaphragm pump</b> - 1 1/4" HB inlet, 1/2" HB outlet. (D50AP-A-1" solid extended shaft). Select shaft kit with base or gear reduction.
9910-D503	15.0	580	550	<b>3 - diaphragm pump</b> - 1 1/4" HB inlet 3/4" NPT outlet. Select shaft kit or gear reduction.
9910-D503GRGI	15.0	580	3600	<b>3 - diaphragm pump</b> - assembled with gear box 9910-KIT1642 and control 9910-RM40 for mounting on 8 hp gas engines.
9910-D503GRGI34	15	300	3600	<b>3 - diaphragm pump</b> - assembled with gear box 9910-KIT1640 and control 9910-RM40 for mounting on 5 - 6 1/2 hp gas engines.



D503




HIGH PRESSURE DIAPHRAGM PUMPS

Model Number	Max. GPM	Max. PSI	Max. RPM	Description
9910-D813	21.4	725	550	<b>3 - diaphragm pump</b> - 1 1/4" HB inlet, 3/4" NPT outlet. Select shaft kit with base or gearbox. 1 3/8" - 6 splined male shaft extension.
9910-D813GRGI	21.4	725	3600	<b>3 - diaphragm pump</b> - assembled with gear box 9910-KIT 1642 and control 9910-VDR50 for mounting on 11 hp gas engines.
9910-D1064	28	725	550	<b>4 - diaphragm pump</b> - 1 1/2" HB inlet, 3/4" NPT outlet. Select shaft kit or gearbox. 1 3/8" - 6 splined male shaft extension.
9910-D1064GRGI	28	725	3600	<b>4 - diaphragm pump</b> - assembled with gear box 9910-KIT1642 and control 9910-VDR50 for mounting on 18 hp gas engines.

**PRESSURE CONTROL UNITS**

Model Number	Max. GPM	Max. PSI	Description
9910-KIT1990	6	290	Control unit for mounting on 9910-D252 model pumps. Includes relief valve and pressure/bypass selector. 5/8" HB bypass port and 3/8" HB outlet.
9910-GS40GI	21	580	Control unit for mounting on 9910-D30 and D50 model pumps. Includes high pressure relief valve and 2 1/2" HB outlets.
9910-KIT1741			Remote mounting kit for 9910-GS40GI or 9910-GR40 control unit. Includes mounting brackets, bolts, and hose barb.
9910-GR40	11	580	Control unit for 9910-D303 and D403 model pumps include adjustable high pressure relief valves, complete bypass lever, 2 1/2" gauge, outlet barbs and 5/8" bypass barb.
9910-RM40	24	580	Control unit for 9910-D503 model pumps. Includes high pressure relief valve and two 1/2" HB outlets with individual shut-offs. Unit can be either direct or remote mounted.
9910-VDR50	35	725	Control unit for mounting on models 9910-D503, -D813, -D1064 and -D1265 pumps. Includes high pressure relief valve and two 1/2" HB outlets with individual shut-offs. For additional hose barbs, order 9910-130491.



**A271D30**  
D30GRGI mounted on a 5 HP Tecumseh engine

**1" SOLID SHAFT KITS**

Model Number	Description
9910-KIT1703	For model 9910-D30
9910-KIT1707	For model 9910-D50 pump
9910-KIT1711	For model 9910-D70
	Model 9910-D115 pumps
9910-KIT2202	For model 9910-D503, D303 & D403 pumps
9910-KIT2203	For model 9910-D813, D1064 D1265 pumps

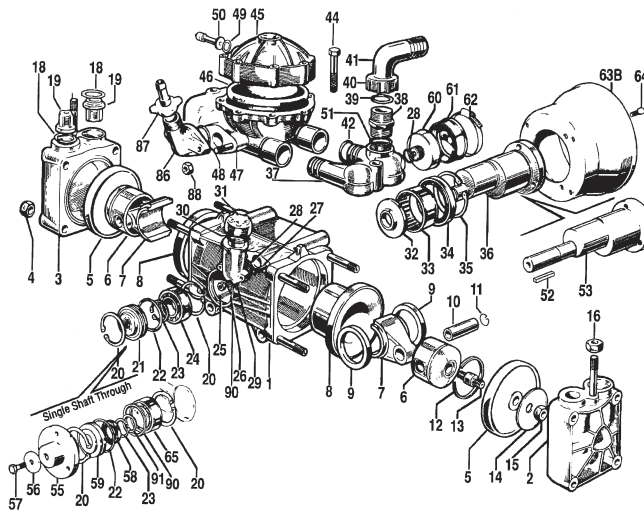
\*Kits include male shaft adapter, mounting bracket and necessary hardware.

**GEAR REDUCTION KITS**

Model Number	Description
9910-KIT1640	For model 9910-D30, D303 and D403 pumps 6:1 gear box for standard 5 hp gas engine with 3/4" shaft. This kit can also be used with 9910-D50, D503 and D813, providing that pumps are operated at lower pressures that do not exceed 5HP gas engine capability.
9910-KIT1642	For model 9910-D50, D503, D813, D1064 and D1265 pumps 6:1 gear box for standard 8-18 hp gas engine with 1" shaft.



# HYPRO D-30 PARTS DIAGRAM



Ref. No.	Part No.	Description	Qty. Req'd.
1	9910-620011	Pump Body	1
2	9910-620101	Head Assembly (Right Hand)(DX)	1
3	9910-620102	Head Assembly (Left Hand)(SX)	1
4	9910-320130	Nut (12MA)	8
■ 5	9910-620085	Diaphragm, Desmopan (std.)	2
5	9910-620080	Diaphragm, Buna-N (opt.)	2
5	9910-62008T	Diaphragm, Teflon (opt.)	2
6	9910-620120	Piston	2
7	9910-620140	Connecting Rod	2
8	9910-620110	Piston Sleeve	2
9	9910-580130	Retainer Ring	2
10	9910-380300	Connecting Rod Pin	2
11	9910-380080	Retainer Ring	4
12	9910-160230	Piston Ring	2
13	9910-580360	Retaining Bolt	2
14	9910-620090	Retaining Washer	2
15	9910-550131	Lock Nut	2
16	9910-180150	Nut (10MA)	2
□ ■ ▲ 18	9910-620030	O-Ring	4
□ 19	9910-1049050	Check Valve Assembly	4
20	9910-11120	Retainer Ring	1
21	9910-620026	Oil Sealing Cap	1
▲ 22	9910-620210	O-Ring	1
23	9910-620219	Retainer Ring	1
24	9910-620190	Ball Bearing	1
25	9910-390440	Nut	2
26	9910-550331	Washer	2
27	9910-550330	Stud	1
▲ 28	9910-180101	O-Ring	1
29	9910-550030	Oil Sight Glass	1
▲ 30	9910-550040	O-Ring	1
31	9910-550056	Cap for Oil Sight Glass	1
32	9910-620160	Spacer Washer	1
33	9910-550060	Roller Bearing	1
34	9910-620130	Seal	1
35	9910-620330	Retainer Ring	1
36	9910-620170	Crankshaft	1
37	9910-620150	Manifold	1
38	9910-550340	Threaded Adapter	1
▲ 39	9910-550350	O-Ring	1
40	9910-550242	Barb Nut	1
41	9910-550370	Hose Barb	1
▲ 42	9910-390060	O-Ring	4
44	9910-621780	Bolt (8MAx40)	8
45	9910-620320	Accumulator Head	1
45B	2270-0004	Washer	2

Ref. No.	Part No.	Description	Qty. Req'd.
■ 46	9910-550190	Accumulator Diaphragm	1
46	9910-55019T	Accumulator Diaphragm, Teflon (opt.)	1
47	9910-622070	Accumulator Manifold	1
48	9910-30211	Studs	2
▲ 49	9910-650542	O-Ring	1
50	9910-180020	Air Valve	1
▲ 51	9910-390290	O-Ring	1
52	9910-620680	Key (AP-A Model)	1
53	9910-620172	Crankshaft 20 mm ThruShaft (AP-A Model)	1
53	9910-620174	Crankshaft, 3/4" solid (AP-A Model)	1
55	9910-620661	Retainer (AP-A Model)	1
56	9910-620670	Washer (AP-A Model)	1
57	9910-180370	Bolt (AP-A Model)	1
58	9910-620630	Seal (AP-A Model)	1
59	9910-620021	Spacer (AP-A Model)	1
60	9910-650660	Dampener Body	1
61	9910-650670	Dampener Diaphragm	1
62	9910-650690	Clamp	1
63A	2840-0028	Steel Safety Shield	1
63B	9910-1500350	Durable Plastic Shield (Optional)	1
64	9910-820670	Bolt (10MAx16)	4
65	9910-620190	Ball Bearing (AP-A Model)	1
66	9910-620240	Male 6-Spline 1 3/8" PTO Shaft)	1
67	9910-620470	Bolt (10MAx20)	3
68	9910-200231	Lock Washer	4
69	9910-621600	1" Solid Shaft	1
70	9910-500160	Collar	1
71	9910-620270	Female 6-Spline 1 3/8" PTO Coupler	1
72	9910-320130	Nut	1
73	9910-320131	Washer	1
74	9910-500171	Lock Retaining Washer	1
75	9910-320170	Bolt (12MAx75)	1
76	9910-620340	Bolt (12MAx20)	4
77	9910-620570	Torque Bracket	1
78	9910-620650	Torsion Spring	1
79	9910-320640	Chain (450 MM)	1
80	9910-320641	Chain (320 MM)	1
81	9910-320650	"S" Hook	3
82	9910-380200	Base	2
83	9910-380210	Bolt (8MAx75)	2
84	9910-380241	Lock Washer	2
85	9910-380240	Nut	2
86	9910-450145	Discharge Flange Housing (90°)	1
87	9910-110130	Hose Barb and Nut (1/2" barb)	4
88	9910-390270	Nut	2
89	9910-0009	Name Plate (not shown)	1
90	9910-130171	Plug, Drain	1

**Repair and maintenance kits available:**

▲ O-Ring Parts Kit No. 9910-KIT1916 consists of these O-Rings: Ref. 18 (4 ea.), Ref. 22 (1 ea.), Ref. 28 (1 ea.), Ref.30 (1 ea.), Ref. 39 (1 ea.), Ref. 42 (4 ea.), Ref. 49 (1 ea.), Ref. 51 (1 ea.), Ref. 89 (1 ea.).

■ Diaphragm Parts Kit No. 9910-KIT1724 consists of: Ref. 5 (2 ea.), Diaphragm (Desmopan), Ref. 18 (4 ea.) O-Rings, Ref. 46 (1 ea.) Accumulator Diaphragm.

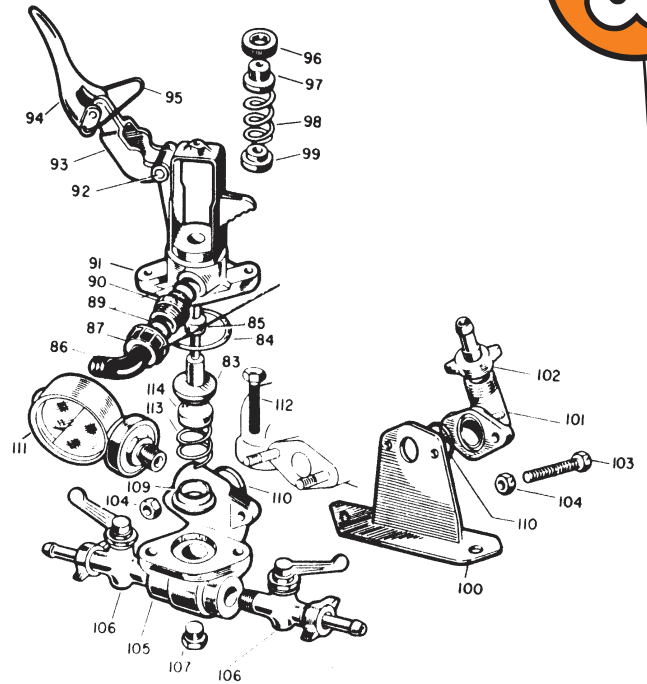
□ Valve Parts Kit No. 9910-KIT1917 consists of: Ref. 18 (4 ea.) O-Rings, Ref. 19 (4 ea.) Valves.

# 9910-GS40GI CONTROL KIT



Pumps

Ref. No.	Part No.	Description	Qty. Req'd.
●83	9910-320433	Relief Valve Poppet Retainer	1
●84	9910-320511	Gasket Seal O-Ring	1
●85	9910-390140	Tension Spring Guide/Seal	1
86	9910-550460	Hose Barb 1/2"	1
87	9910-550450	Barb Nut	1
89	9910-180101	O-Ring	2
90	9910-550440	Threaded Adapter	1
91	9910-320480	Pin	1
92	9910-320460	Lever Guide	1
94	9910-320470	Pressure Release Lever	1
95	9910-320490	Locking Clip	1
96	9910-320450	Pressure Adjustment Nut	1
97	9910-320440	Threaded Guide	1
98	9910-10190	Tension Spring	1
98	9910-320810	Tension Spring (opt.) (for under 100 PSI)	1
99	9910-230120	Tension Spring Retainer	1
100	9910-320406	Remote Discharge Mounting Bracket	1
101	9910-450145	Discharge Flange Housing	1
102	9910-110130	1/2" House Barb & Nut-3/8" 9910-10131	1
103	9910-160660	Bolt (8MAX35)	2
104	9910-390270	Nut	2
105	9910-620220	Relief Valve Body	1
106	9910-130492	Ball Valve	2
107	9910-130171	Plug	1
●109	9910-450110	Seal	1
110	9910-550350	O-Ring	1
111	2640-0001	Pressure Gauge (oil filled)	1
112	9910-180370	Bolt (8MAX25)	2
●113	9910-320420	Tension Spring	1
●114	9910-110122	Relief Valve Seat	1
●115	9910-10121	Relief Valve Seat (Viton) (Urethane)	1



● Repair and maintenance kits available:

Control Unit Parts Kit No. 9910-KIT 1757 consists of: Ref. 83 (1 ea.), Relief Valve Poppet Retainer, Ref. 84 (1 ea.), Gasket Seal O-Ring, Ref. 85 (1 ea.), Tension Spring Guide Ref. 109 (1 ea.), Seal, Ref. 113 (1 ea.), Tension Spring, Ref. 114 (1 ea.), Relief Valve Seat.

## CURRENT PUMP KITS

## DISCONTINUED PUMP KITS

For Pump Model 9910-	Kit Model Number	Description
D60	9910-KIT1720 9910-KIT1789 9910-KIT1902	Diaphragm Kit Valve Kit O-Ring Kit
D100 and D120	9910-KIT1721 9910-KIT1901 9910-KIT1905	Diaphragm Kit Valve Kit O-Ring Kit
D150	9910-KIT1730 9910-KIT1790 9910-KIT1735	Diaphragm Kit Valve Kit O-Ring Kit
D230	9910-KIT1722 9910-KIT1907 9910-KIT1736	Diaphragm Kit Valve Kit O-Ring Kit
D19 (all versions)	9910-KIT1723 9910-KIT1914 9910-KIT1913	Diaphragm Kit Valve Kit O-Ring Kit
D703	9910-KIT1885 9910-KIT1963 9910-KIT2105	Diaphragm Kit Valve Kit O-Ring Kit
D904	9910-KIT1886 9910-KIT1964 9910-KIT2105	Diaphragm Kit Valve Kit O-Ring Kit
D1105	9910-KIT2100	Diaphragm Kit
D1304, D1504 and 1554	9910-KIT1734 9910-KIT1965 9910-KIT1744	Diaphragm Kit Valve Kit O-Ring Kit
D1506	9910-KIT2113 9910-KIT2053 9910-KIT2112	Diaphragm Kit Valve Kit O-Ring Kit
D1900	9910-KIT1729 9910-KIT1793 9910-KIT1739	Diaphragm Kit Valve Kit O-Ring Kit

For Pump Model 9910-	Kit Model Number	Description
D70	9910-KIT2363 9910-KIT2364	Diaphragm Kit Valve Kit
D115 and D135	9910-KIT2369 9910-KIT2370	Diaphragm Kit Valve Kit
D160	9910-KIT2373 9910-KIT2374	Diaphragm Kit Valve Kit
D250	9910-KIT2310 9910-KIT2114	Diaphragm Kit Valve Kit
D12GRGI	9910-KIT1882 9910-KIT1992	Diaphragm Kit Valve Kit
D252 (All versions)	9910-KIT1723 9910-KIT1914	Diaphragm Kit Valve Kit
D30 (All versions)	9910-KIT1724 9910-KIT1917 9910-KIT1916	Diaphragm Kit Valve Kit O-ring Kit
D303	9910-KIT2423 9910-KIT2388	Diaphragm Kit Valve Kit
D403	9910-KIT2423 9910-KIT2388	Diaphragm Kit Valve Kit
D50	9910-KIT1725 9910-KIT1920 9910-KIT1919	Diaphragm Kit Valve Kit O-Ring Kit
D503	9910-KIT1881 9910-KIT1987	Diaphragm Kit Valve Kit
D813	9910-KIT1886 9910-KIT1963	Diaphragm Kit Valve Kit
D1064	9910-KIT1886 9910-KIT1964	Diaphragm Kit Valve Kit
D1265	9910-KIT2100 9910-KIT2024	Diaphragm Kit Valve Kit
D1554	9910-KIT1734 9910-KIT1965	Diaphragm Kit Valve Kit
D1516	9910-KIT2113 9910-KIT2053	Diaphragm Kit Valve Kit



# POWERFLO ELECTRIC DIAPHRAGM PUMPS

- Diaphragm pump is self priming and can be run dry without damage
- Built with high quality components. Polypropylene housing, viton check valves, santoprene diaphragms and stainless steel fasteners
- Not for high temperature or continuous duty. Do not exceed 140 degrees F liquid temperature or 180 degrees motor temperature

## 7800 SERIES



- 3/8" NPT female ports for easy plumbing
- Choice of demand pumps with 60 PSI pressure switch (Add an external pressure relief valve for precise pressure adjustment in spraying applications) or Bypass pump with internal pressure bypass (non-adjustable)
- Choice of 12 volt DC motor with integral on/off switch and 2 pin molded wire connector or 115 volt AC motor with cord and molded plug

Model #	Motor	Output
7812-301	12 Volt DC	Demand
7812-311	12 Volt DC	Bypass
7812-104	115 Volt AC	Demand
7812-114	115 Volt AC	Bypass

PERFORMANCE	
PSI	GPM
10	2.0
20	1.7
30	1.6
40	1.5
50	1.2

## 5800 SERIES



- 1/2" NPT female ports for easy plumbing
- Choice of medium or high output demand pumps with 45 PSI pressure switch (Add an external pressure relief valve for precise pressure adjustment in spraying applications)
- Choice of 12 volt DC motor or 115 volt AC motor with cord and molded plug

Model #	Motor	Output
5836-101C	12 Volt DC	Medium
5850-101C	12 Volt DC	High
5836-104C	115 Volt AC	Medium
5850-104C	115 Volt AC	High

PERFORMANCE		
PSI	GPM	
	5836	5850
10	3.6	5.3
20	3.1	4.5
30	2.8	4.1
40	2.6	3.8